




BDSYSTEMS®



# Geomagic® Design™ DIRECT

Integrated 3D Scan and Design Software





# Geomagic® Design™ DIRECT

Geomagic Design Direct (formerly Geomagic Spark) combines powerful reverse engineering tools with an easy-to-use, comprehensive direct modeling CAD platform.

## Change the Way You Design

With the power of direct modeling from scan data, you can streamline every phase of development: product design, engineering, concept modeling, prototyping, manufacturing and documentation. So your products are created, altered, prototyped and manufactured more efficiently than ever.

## Empower Your Entire Team

Now, everyone can be a CAD designer, no specialized training required. Geomagic Design Direct's easy-to-learn interface, automated feature extraction and simple push/pull toolset make it a snap to use. And our online tutorials and knowledge base articles will have you designing in no time flat.


## Expand the Possibilities

You don't have to design everything from scratch – just scan a physical object and use it to quickly generate a new design. You can even combine existing CAD designs with scanned objects, generate 2D and 3D drawings, manipulate assemblies, and integrate easily with your existing tools.

## Accelerate Product Time to Market

Shave days or weeks from product development time. Scan prototypes, existing parts, tooling or related objects, and create designs in a fraction of the time it would take to manually measure and create CAD models. Edit concept designs on the fly without wading through a backlogged CAD department.

A solid model of a gear created in **Geomagic Design Direct** using direct modeling



# A Complete Design Solution, A New Way to Design, Streamlined to Work with 3D Scanners

## Scan Directly into a CAD Environment

With an industry-leading direct-modeling platform from SpaceClaim®, Geomagic Design Direct lets you scan directly into an intuitive CAD system, so you can immediately start designing from whatever you scan.

## Intuitive Solution = Short Learning Curve

Time is money. Swiftly get up and running with Geomagic Design Direct regardless of your level of CAD expertise. With direct modeling at its core, Geomagic Design Direct is intuitive: you simply sketch, push and pull to make solid models right on top of scanned objects.

## Everything You Need in One Powerful Package


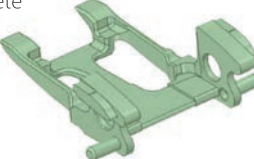
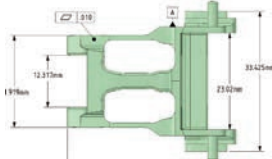
Geomagic Design Direct is a complete design solution. In one application, you get scan data processing, direct modeling, assemblies, drawings and PMI. Not enough? You have access to third-party SpaceClaim add-ins as well.

## Simplified Workflow


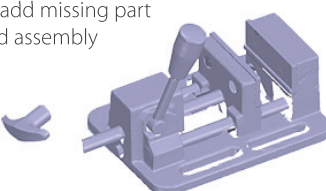
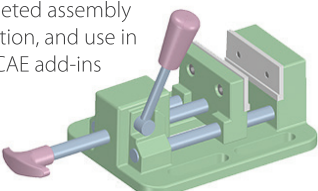
Go from 3D capture to CAD functionality in a single click. Geomagic Design Direct workflows have been created for speed and efficiency. When you're done with the model, you can create detailed engineering drawings and stunning renderings.

## Workflows

Rapidly create 3D solid models and drawings from incomplete scan data

<b>Partial Scan</b>	<b>Make Part</b>	<b>Drawings</b>
View and use partial scan data directly in Geomagic Design Direct	Build a complete solid model using the intuitive design tools	Instantly create drawings of the part directly from the solid models
		

Add missing parts to solid assembly models

<b>Scan</b>	<b>Add Part</b>	<b>CAM/CAE</b>
Scan broken or incomplete parts	Directly add missing part into solid assembly	Use completed assembly for production, and use in CAM and CAE add-ins
		

Quickly create concept models and renderings for product design

<b>Scan</b>	<b>Design</b>	<b>Render</b>
Capture real-world data using scanners and probes	Quickly create new designs based on physical products	Instantly create realistic renderings using the Keyshot® add-ins
		

# Geomagic Reverse Engineering Product Comparison

Geomagic® Design™ Direct is a complete standalone CAD solution, whereas Geomagic® Design™ X outputs native models to your existing CAD software for further editing.

Functionality	Design™ DIRECT	Design™ X
Scan directly into product	•	•
Import points	•	•
Import mesh	•	•
Point editing (delete, sample, reduce noise)	•	•
Basic mesh editing (fill holes, trim, mesh doc)	•	•
Advanced mesh editing (sandpaper, sculpt, etc)		•
Intelligent extraction of surfaces/solids/sketches	•	•
Complete sketching and solid modeling	•	•
Mesh-to-solid deviation analysis	•	•
Native output to SolidWorks, NX, Inventor and Creo		•
Organic shape surfacing		•
2D Drawing Creation	•	
Creation and management of assembly relationships	•	
Supports 100+ third party add-ins	•	
History-based-modeling		•
Direct modeling	•	

## Contact Information

### AMERICAS

geomagic.sales.americas@3dsystems.com  
 Morrisville, NC, USA : +1.800.691.1839  
 Brazil : +55.11.98160.5948  
 Mexico : 6441.146401

### EMEA

geomagic.sales.emea@3dsystems.com  
 Stuttgart, Germany : +49.(0).711.7191.7887

### JAPAN

geomagic.sales.japan@3dsystems.com  
 Tokyo : +81.3.5798.2510

### CHINA

geomagic.sales.china@3dsystems.com  
 Shanghai : +86.21.6432.0776

### APAC

geomagic.sales.apac@3dsystems.com  
 South East Asia : +82.2.6262.9922  
 Australia & New Zealand : +60.123.988.473  
 India : +91.9840478347

### KOREA

geomagic.sales.korea@3dsystems.com  
 Seoul : +82.2.6262.9900

## About 3D Systems

3D Systems is a leading provider of 3D content-to-print solutions including 3D printers, print materials and on-demand custom parts services for professionals and consumers alike. The company also provides CAD, reverse engineering and inspection software tools and consumer 3D printers, apps and services. Its expertly integrated solutions replace and complement traditional methods and reduce the time and cost of designing new products by printing real parts directly from digital input. These solutions are used to rapidly design, create, communicate, prototype or produce real parts, empowering customers to create and make with confidence.